

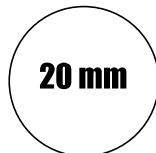
Help sheet for thru axles



- Print this sheet in its **original size (without scaling / 100% Zoom)** and verify if it is real size with the centimeter-scale on the left.

- Diameter:

Check your original axles diameter:




- total length:

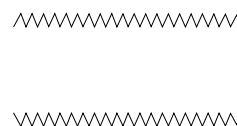
Check the total length of your original axle with the centimeter-scale on the left. The total length can differ about 2-3 mm.

- thread pitch

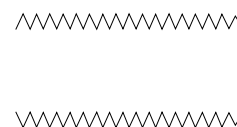
Lay the thread of your axle on the diagrams below and check the peaks of the thread. These have to correspond along the whole range of the thread.



1,0 mm thread pitch



1.5 mm thread pitch



1.75 mm thread pitch

120 mm

125 mm

146 mm

148 mm

156 mm

158 mm

170 mm

174 mm

175 mm

179 mm