

Help sheet for thru axles



- Print this sheet in its **original size (without scaling / 100% Zoom)** and verify if it is real size with the centimeter-scale on the left.

- Diameter:

Check your original axles diameter:

15 mm

14 mm

12 mm

- total length:

Check the total length of your original axle with the centimeter-scale on the left. The total length can differ about 2-3 mm.

- thread pitch

Lay the thread of your axle on the diagrams below and check the peaks of the thread. These have to correspond along the whole range of the thread.

120 mm

125 mm

146 mm

148 mm

156 mm


158 mm

170 mm

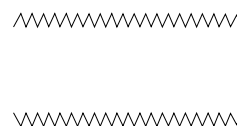
174 mm

175 mm

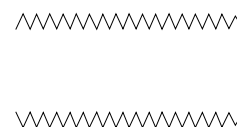
179 mm



1,0 mm thread pitch



1.5 mm thread pitch



1.75 mm thread pitch

10
mm